



RS6 - 38 & 47 dB

Acoustic Steel Door without Lower Threshold.



PRESENTATION

The **RS** range of metallic acoustic doors designed and manufactured by **Acústica Integral** meets all market requirements. These are certified, high performance, high quality and robust doors.

ADVANTAGES

An acoustic door with no lower threshold ensuring smooth passage and with acoustic insulation of **38 dB**. With lower threshold the insulation increase up to **47 dB**. Tubular seals under the sheet to ensure, perfect sealing with the floor. Automated manufacturing process. Standard models and special manufacturing. A wide range of accessories.

APPLICATIONS

Radio stations, studios, post production, home cinema, offices, shops, meeting rooms, music schools, educational centres.

TECHNICAL DATA

Description: 69mm thick steel acoustic door composed by frame and leaf manufactured with a 1.2mm thick polished metal sheet. Inner filling of the leaf: soundproofed and absorbing materials. Equipped with double perimetral seals. No lower threshold.

Closure: Latch - stainless steel handle.

Surface finishing: Synthetic primer (prepared for painting).

Optional accessory: Glass vision panel, visible key-lock, push-bar, door-closer... etc

Heat transfer coefficient U_d : 1,93 W/m²K.

Acoustic certification: **APPLUS** N° 11/3431-2018 without lower threshold and N° 11/3431-2624 with lower threshold. valid for the door without accessories.

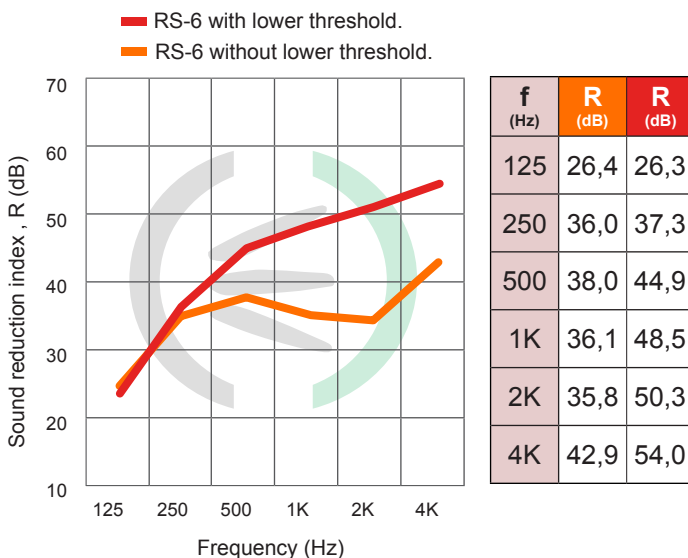


STANDARD DIMENSIONS

Single leaf (W x H in mm.)		
Model	Int. Dim.	Ext. Dim.
RS6/01	800 x 2000	920 x 2060
RS6/02	900 x 2000	1020 x 2060
RS6/03	1000 x 2000	1120 x 2060

Double leaf (W x H in mm.)		
Model	Int. Dim.	Ext. Dim.
RS6/21	1400 x 2000	1520 x 2060
RS6/22	1600 x 2000	1720 x 2060

DETAIL OF THE HANDLE



RS6 - Lower threshold	Without	With
Overall sound reduction index, R_w (C;Ctr):	38 (-2;-3) dB	47 (-2;-7) dB
Overall weighted sound reduction index A, R_A :	37,2 dBA	46,1 dBA

© ACÚSTICA INTEGRAL, S.L. - 2015 - Reserves the right to introduce changes without prior notice.

ASSEMBLY INSTRUCTIONS


About metallic pre-frame: Firmly fix the metallic pre-frame to the partition wall or the gypsum. Move the acoustic door (frame and leaf), always closed, towards the inside space of the pre-frame and shim the door until it is level. Spot weld for the first time between the door and the pre-frame and check the vertical and horizontal levelling, do not open until definitive welding has been finished. Carry out final welding between the door and the pre-frame, once again check the levelling and open the door to verify that it works correctly. Seal the spans that remain between the pre-frame rim and door with insulating polyurethane foam or acrylic putty if there is just a little space. Keep the door closed as much as possible.

How to use:

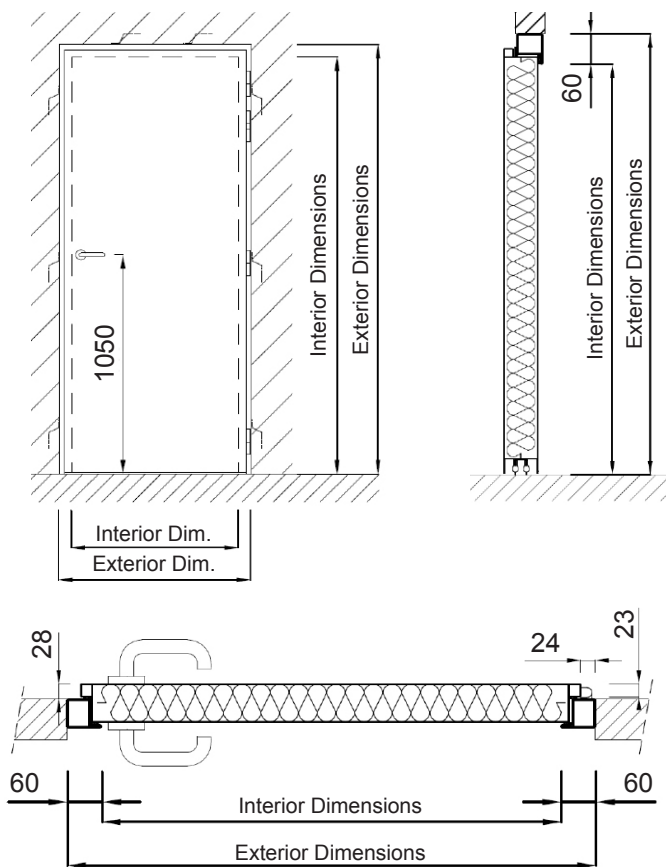
- **Fitted with pressure handle:** To open firmly grip the handle, turn it clockwise and push the leaf; to close it, firmly grip the handle, bring the leaf towards the rim and only then turn the handle anti-clockwise until it is closed.
- **Fitted with latch handle:** To open grip the handle, turn it clockwise and push the leaf; to close it, grip the handle and bring the leaf towards the rim.
- **Fitted with panic bar:** To open, push the bar downwards and push the leaf; to close it, grip the bar or handle and bring it towards the rim.

Use restrictions: Do not hit the door with anything that could deform it. Once the leaf is open don't hang on it. Close the leaf gently without banging.

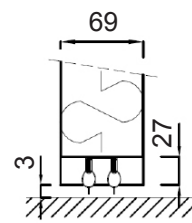
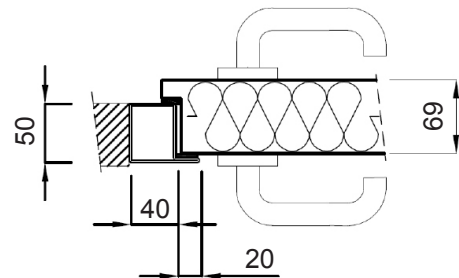
Preventive maintenance: We recommend an annual service, therefore Acústica Integral offers a contract in which we service: Mobile door elements (Hinges, handles and locks): cleaning, oiling, regulation and checking of good working order of all parts. Draught excluders and intumescent joints: substitution of damaged or badly working parts. Checking for looseness.



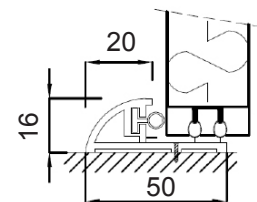
SKETCHES AND PLANS



Detail of the frame



Detail of the lower threshold



Lower threshold (optional)

Remark: Consult the layout sheet for further details.

© ACÚSTICA INTEGRAL, S.L. - 2015 - Reserves the right to introduce changes without prior notice.



international@acusticaintegral.com

+ 34 937 346 564

www.acusticaintegral.com

Acústica Integral
Soundproofing

We make your silence

